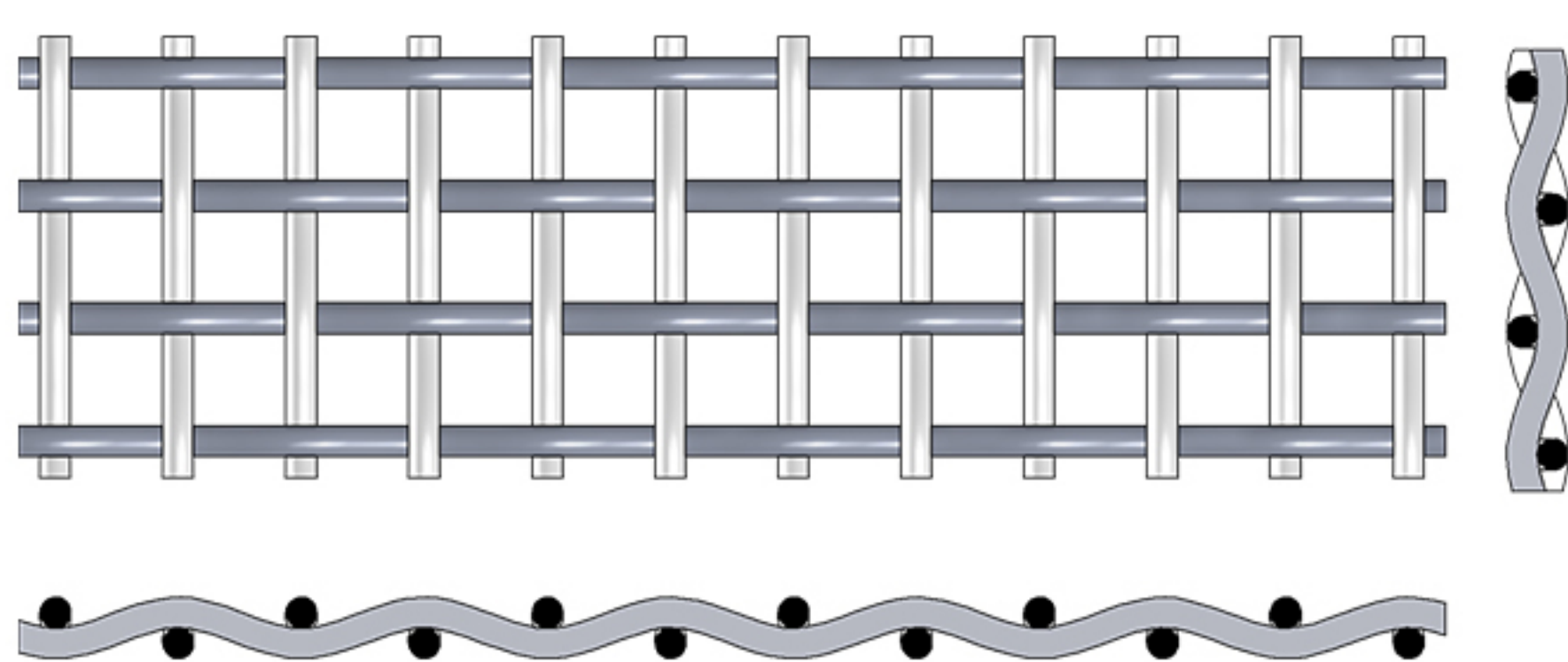


SQUARE CRIMPED MESH SCREENS

The meshes are calibrated and shape retaining, made of round wire of high tensile steel R=160/180 Kg/mm² (EN 10270-1 Norm I O/N 17223). They are the classic grids for vibrating screening machines. They are available in rolls or panels cut to size, with or without tensioning folds.

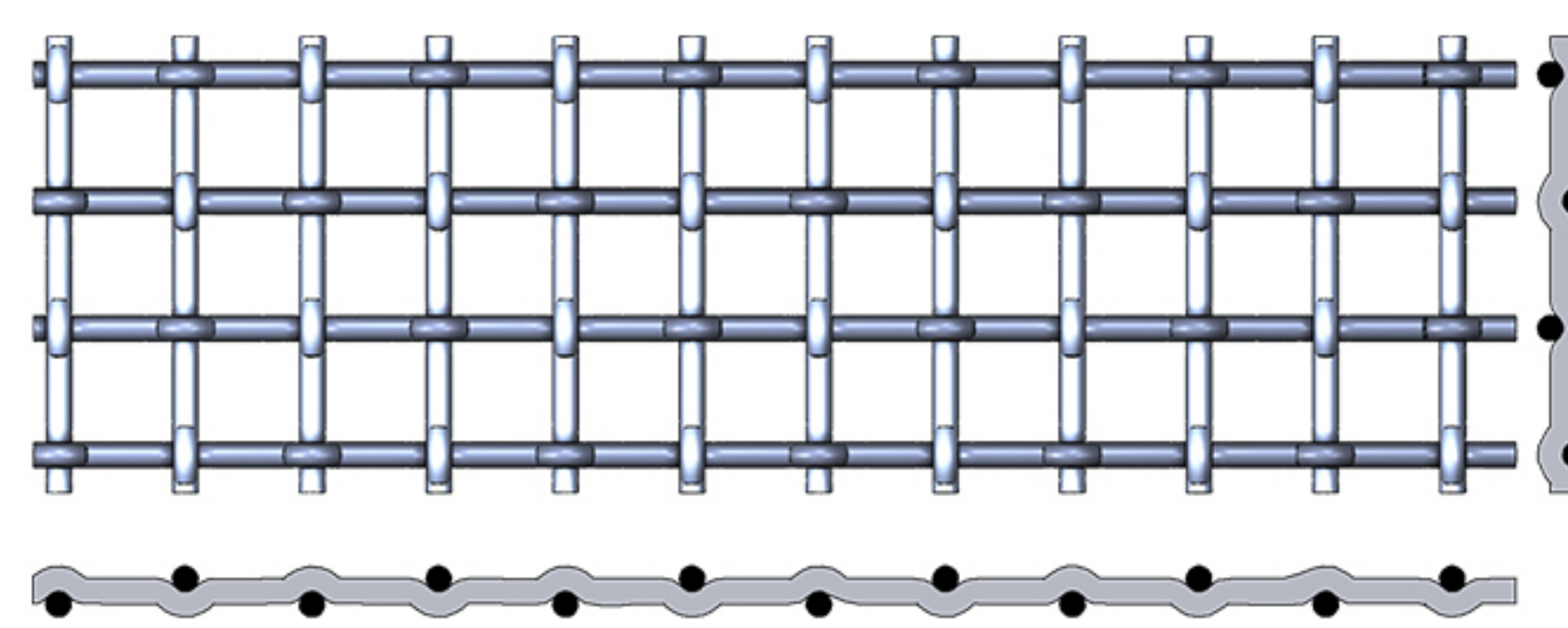
APM

Type A / Double Crimp Screen




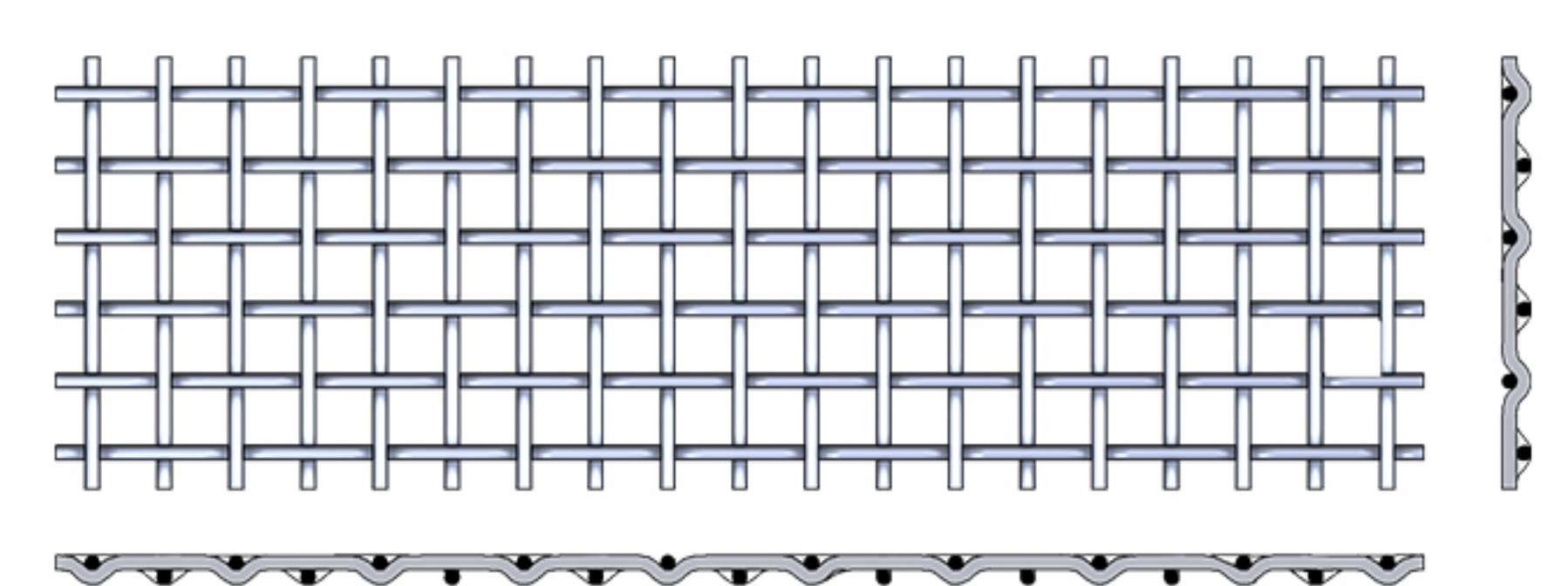
APM

Type D / Lock Scrimp Screen



APM

Type E / Flat Top Screen



PRECRIMPED MESH SCREEN IN STANDARD PRODUCTION

Aperture (mm)	ø wire (mm)	Weight (kg/m ²)	Open Area (%)	Undulation	Mchine Type
1x1	0.6	42	33	A	F101
1.2x1.2	1	5.8	30	A	F101
1.3x1.3	1.2	7.4	27	A	F101 F102
1.5x1.5	1	5.1	36	A	F101 F102
1.5x1.5	1.5	95	25	A	F101 F102
1.6x1.6	1.2	6.6	33	A	F101 F102
1.8x1.8	1	4.6	41	A	F101
2x2	1	43	44	A	F101
2x2	1.5	84	33	A	F101 F102
25x2.5	1.5	7.4	39	A	F101 F102
3x3	1.5	6.6	45	A	F101 F102
3x3	2	10.5	36	A	F101 F102
3535	1.6	6.6	47	A	F101 F102
4x4	1.5	5.4	53	A	F101 F102
4x4	2	8.8	45	A	F101 F102
4x4	2.5	12.5	8	A	F102 S101
4.5x4.5	2.2	9.5	45	A	F102 S101
5x5	2	7.5	51	A	F102 S101
5x5	25	10.9	44	A	F102 S101
5x5	3	14.8	39	A	F102 S101
5.5x5.5	2.5	10.3	47	A	F102 S101
6x6	2	6.6	56	A	F102 S101
6x6	25	97	50	A	F102 S101
6x6	3	13.1	44	A	F102 S101
6.5x6.5	2.5	9.1	52	A	F102 S101
7x7	2.5	8.7	54	A	F102 S101
7x7	3	11.8	49	A	F102 S101
7x7	3.5	15.3	44	A	F102 S101
8x8	3	10.7	53	A	F102 S101
8x8	3.5	14	48	A	F102 S101
8x8	4	17.5	44	A	F102 S101
9x9	3.5	12.9	52	A	F102 S101
9x9	4	16	48	A	F102 S101
10x10	3.5	11.9	55	A	F102 S101
10x10	4	14.9	51	A	F102 S101
10x10	5	21.8	44	A	S101
11x11	3.5	11.1	58	A	F102 S101
11x11	4	14	54	A	F102 S101
12x12	3	7.9	64	A	F102 S101
12x12	4	13.1	56	A	F102 S101
12x12	5	19.3	50	A	S101
13x13	3	7.4	66	A	F102 S101
13x13	4	12.4	58	A	F102 S101
13x13	5	18.2	52	A	S101
14x14	4	11.5	60	A	F102 S101
14x14	5	17.2	54	A	S101
15x15	4	11	62	A	F102 S101
15x15	5	16.4	56	A	S101
16x16	4.5	13	60	A	S101
16x16	5	15.6	58	A	S101
17x17	5	14.9	59	A	S101


Aperture (mm)	ø wire (mm)	Weight (kg/m ²)	Open Area (%)	Undulation	Mchine Type
17x17	6	20.4	53	A	S101 H101
18x18	4	9.5	67	A	F102 S101
18x18	5	14.2	61	A-E	S101
18x18	6	19.6	56	A-D	S101 H101
19x19	5	13.7	63	A	S101
20x20	4	87	70	D	S101
20x20	5	13.1	64	A-D	S101
20x20	6	18.1	59	A-D-E	S101 H101
22x22	5	12.1	66	A-D	S101
22x22	6	16.8	62	A-D-E	S101 H101
24x24	5	11.3	68	A	S101
25x25	5	10.9	69	A-D-E	S101
25x25	6	15.2	65	A-D	S101 H101
25x25	7	20	61	D	S101 H101
25x25	8	26	57	A-E	S101 H101
26x26	6	14.7	66	A	S101 H101
27x27	6	14.3	67	A	S101 H101
27x27	7	18.8	63	A	S101 H101
28x28	6	13.8	68	A-E	S101 H101
28x28	7	13	57	A	S101 H101
30x30	6	13.1	69	D-E	S101 H101
30x30	7	17.3	66	D	S101 H101
30x30	8	22	62	D-E	S101 H101
32x32	6	12.4	71	D	S101 H101
32x32	8	20.4	64	D-E	S101 H101
35x35	6	11.5	73	D-E	S101 H101
35x35	7	12.1	73	D	S101 H101
35x35	8	19.5	66	D-E	S101 H101
35x35	10	30.5	60	E	H101
38x38	6	10.7	74	D	S101 H101
38x38	8	18.2	68	D	S101 H101
40x30	7	13.7	2	D-E	S101 H101
40x40	8	17.5	69	D	S101 H101
40x40	10	27.5	64	A-E	H101
45x45	8	15.8	72	o	S101 H101
50x50	8	14.5	74	D-E	S101 H101
50x50	10	21.8	69	D-E	H101
55x55	10	20.1	72	D	H101
60x60	8	12.3	78	D	S101 H101
60x60	10	18.7	73	D	H101
65x65	10	17.5	75	D	H101
70x70	10	16.4	76	D	H101
80x80	10	14.5	79	D	H101
90x90	12	18.5	78	D	H101
100x100	10	11.9	82	D	H101

Other aperture and wires available on request.




RECTANGULAR MESHES



APM




APM




They offer the highest open area, are recommended for fine screening and moist products, and work best with longitudinal tension.

APM



They reduce the possibility of clogging and facilitate the passage of elongated material. They can be oriented transversely to the flow to slow it down, or longitudinally to increase productivity.



SELF-CLEANING SCREENS



The self cleaning screens are recommended for screening wet or hygroscopic materials with a tendency to clogging.

These screens are made of non-woven wires that can vibrate independently of each other, kept at a suitable distance by means of wire or polyurethane strips.

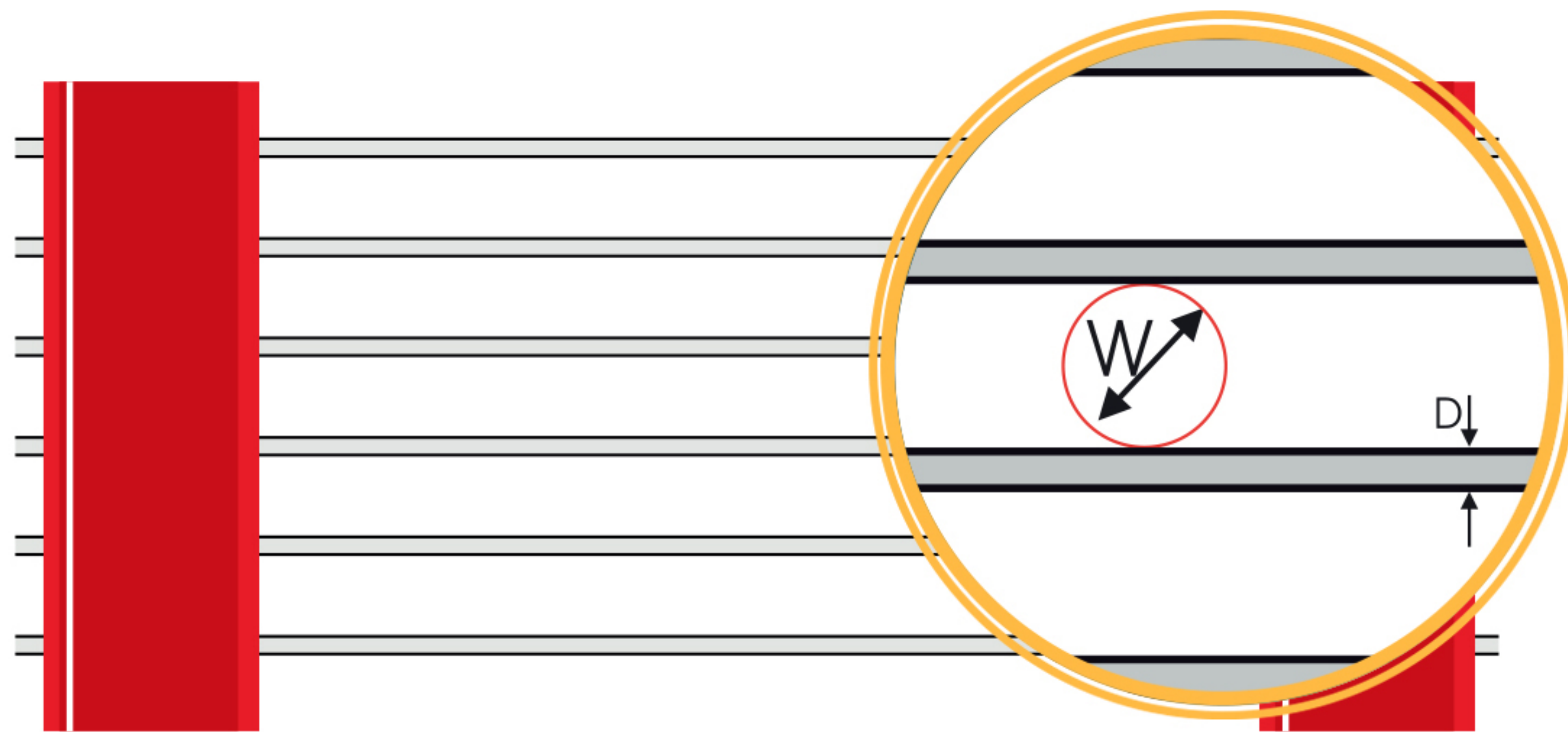
The assemblies must also perfectly coincide with the screen supports to ensure the longest life of the screen.

The shape of these screens guarantees an efficient screening and a longer duration than square meshes, since on their flat surface the friction of the material with the wires is lower.

SELF-CLEANING SCREENS

APM

Recommended for clogging materials without the need for a great sorting precision, they work best with longitudinal tensioning.



Aperture
W


1 mm » 40 mm

Ø wire
D

1 mm » 6 mm

APM

Same efficiency as REC-PU's with better selection accuracy.



Aperture
W

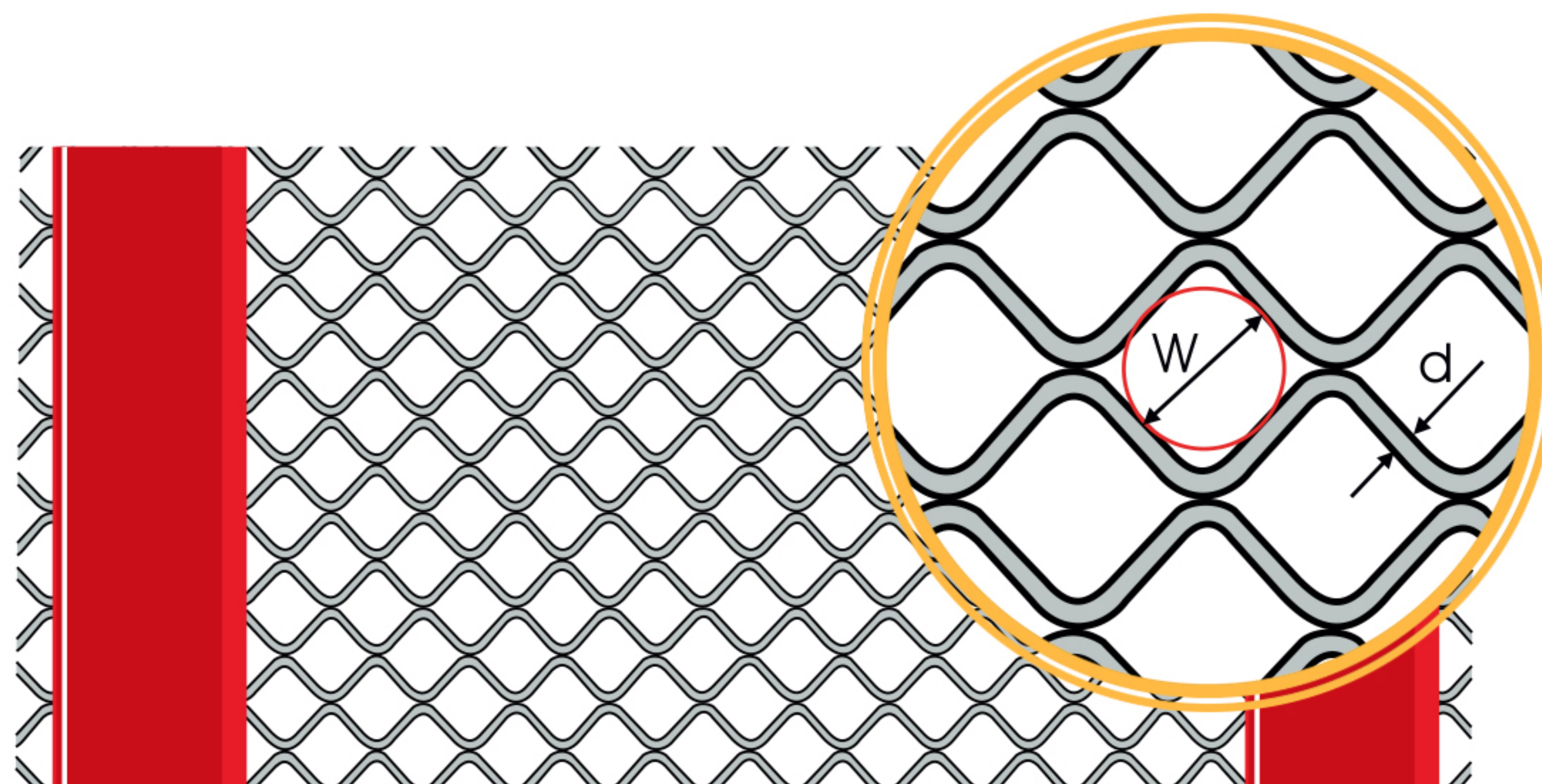
2 mm » 40 mm

Ø wire
d

1.2 mm » 8 mm

APM

High productivity and selection accuracy.



Aperture
W

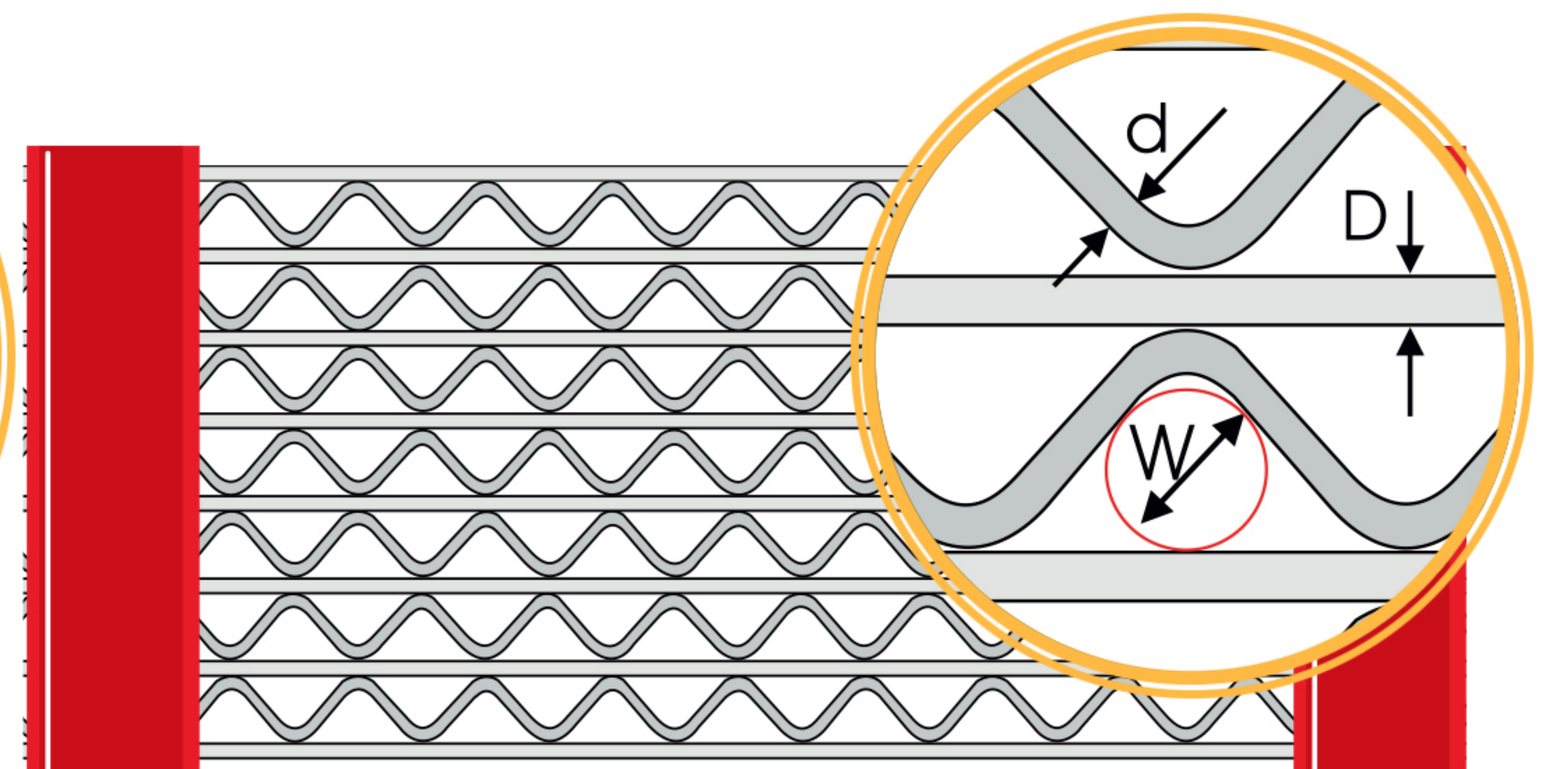
1.5 mm » 50 mm

Ø wire
d

1.1 mm » 8 mm

APM

Recommended for high material loads and high selection accuracy.



Aperture
W

1,25 mm » 25 mm

Ø wire
d/D

1 mm » 5 mm /
1,2 mm » 5mm

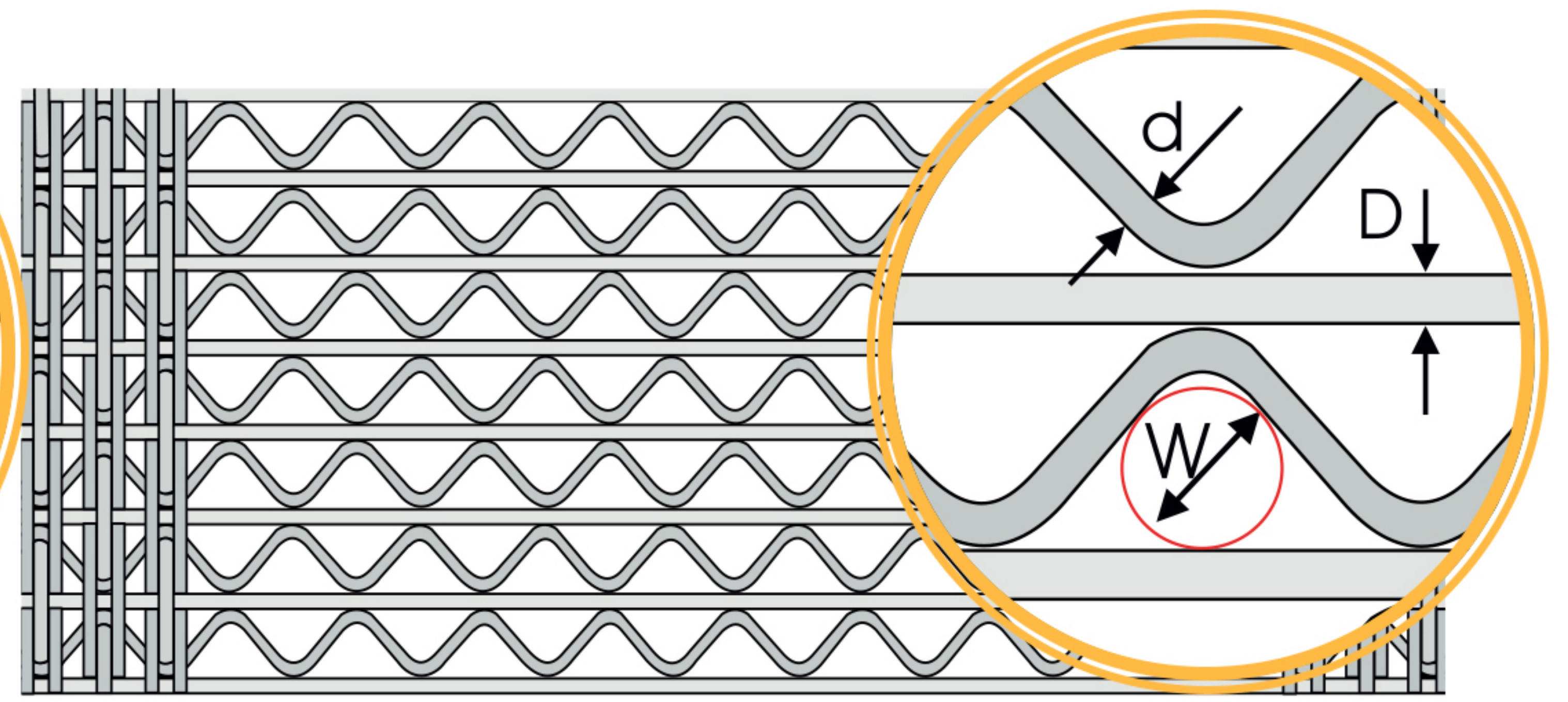
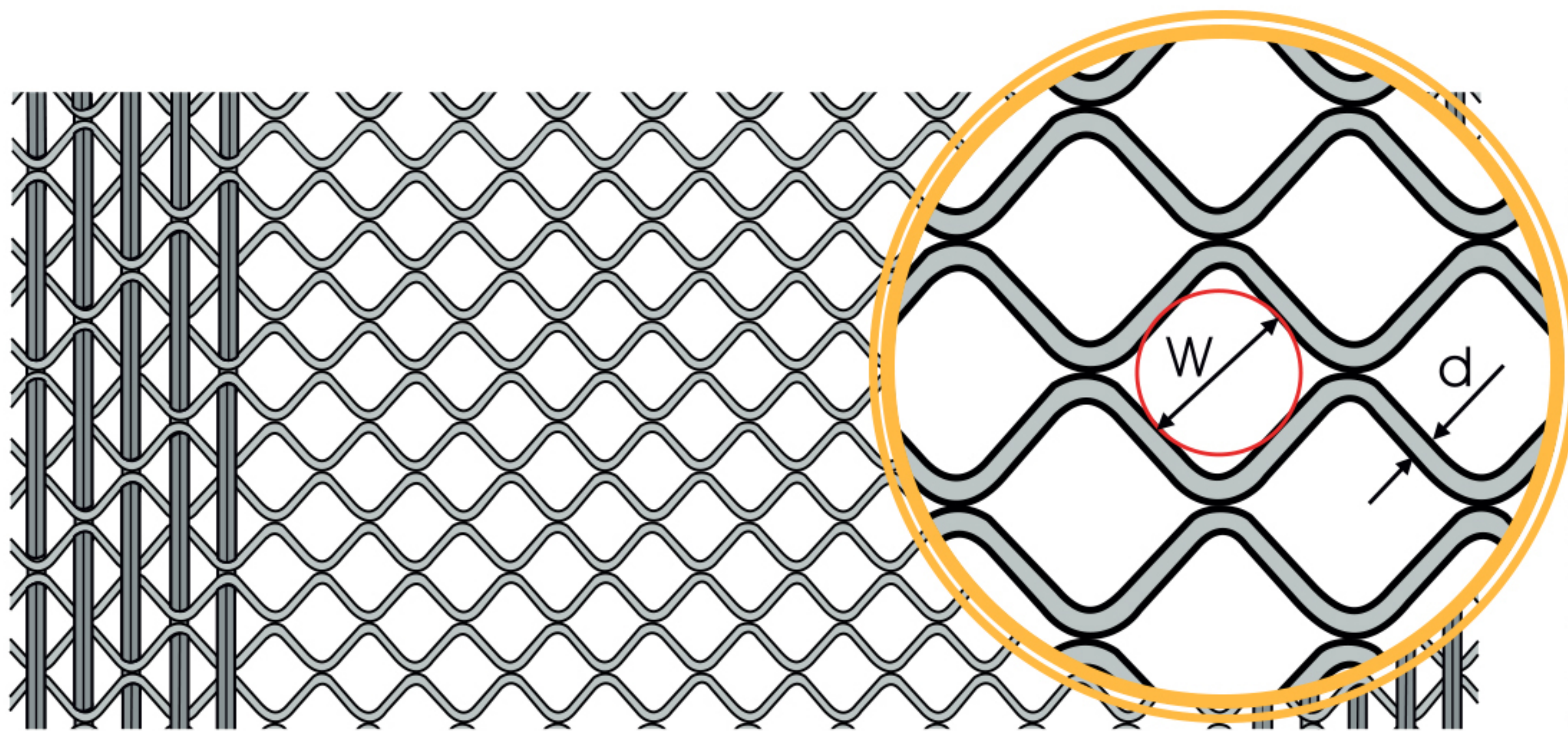
The application of a polyurethane overlap profile is recommended for openings smaller than 12 mm.



APM



APM

They have the same characteristics as their polyurethane-band counterparts and are recommended for sorting high-temperature materials such as in asphalt plants.



Aperture W	ø wire d	Weight	Open Area (%)	Mchine Type
2 mm	1.1 mm	4.5	37.4	HS101
2.5 mm	1.2 mm	5.2	37.4	HS101
3 mm	1.5 mm	5.5	42	HS101
3.5 mm	2.0 mm	8	35	HS101
4 mm	1.8 mm	7.4	39	HS101
4.5mm	1.8 mm1	6.9	44.4	HS101
5mm	1.8 mm	8.4	38	HS101
5.5 mm	2.0 mm	7.5	41	HS101
6 mm	2.0 mm	6.5	49	HS101
7 mm	2.2 mm	7.9	51	HS101
8 mm	2.2 mm	5.9	57.3	HS101
9 mm	2.5 mm	7.8	54	HS101
10 mm	2.5 mm	7.8	55	HS101
11 mm	2.5 mm	7.1	58.4	HS101
12 mm	2.5 mm	7	58.8	HS101
13 mm	2.5 mm	6.6	60.9	HS101
14 mm	4.0 mm	7.6	59	HS101
15 mm	3.5 mm	9.4	58.4	HS101
16 mm	3.5 mm	9.2	59	HS101
17 mm	3.0 mm	8.4	60.5	HS101
18 mm	3.5 mm	9.5	58	HS101
20 mm	3.5 mm	8.4	61.9	HS101
22 mm	3.0 mm	7.9	63	HS101
25 mm	3.5 mm	8.6	64	HS101

Aperture W	ø wire d	D	Weight (kg/m ²)	Open Area (%)	Mchine Type
2 mm	1.2 mm	1.5 mm	5.1	39	HS101
2.5 mm	1.2 mm	1.5 mm	5.6	42	HS101
3 mm	1.5 mm	1.6 mm	5.9	40.5	HS101
4 mm	2.0 mm	2.5 mm	7.9	40.2	HS101
5 mm	2.2 mm	2.5 mm	9.2	44	HS101
6 mm	2.5 mm	2.8 mm	10.7	42.3	HS101
7 mm	2.5 mm	2.8 mm	9.9	44.2	HS101
8 mm	2.8 mm	3.15 mm	9.2	52	HS101
9 mm	2.5 mm	3 mm	8.5	53.1	HS101
10 mm	3.0 mm	3.5 mm	12.1	46.3	HS101
12 mm	3.0 mm	3.5 mm	10.7	52	HS101



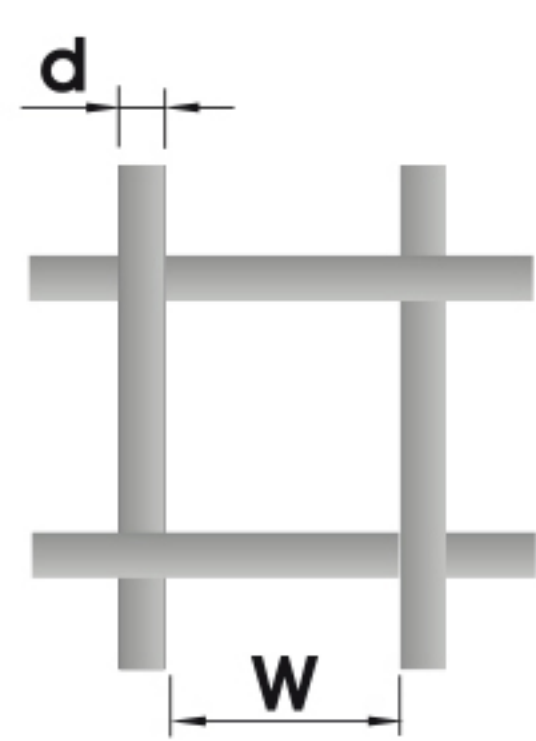
GENERAL RULES WHEN PLACING AN ORDER

The basic principles here presented reflect the technical information necessary to ensure and simplify communication between the manufacturer and the customer, guaranteeing that the correct products are supplied.

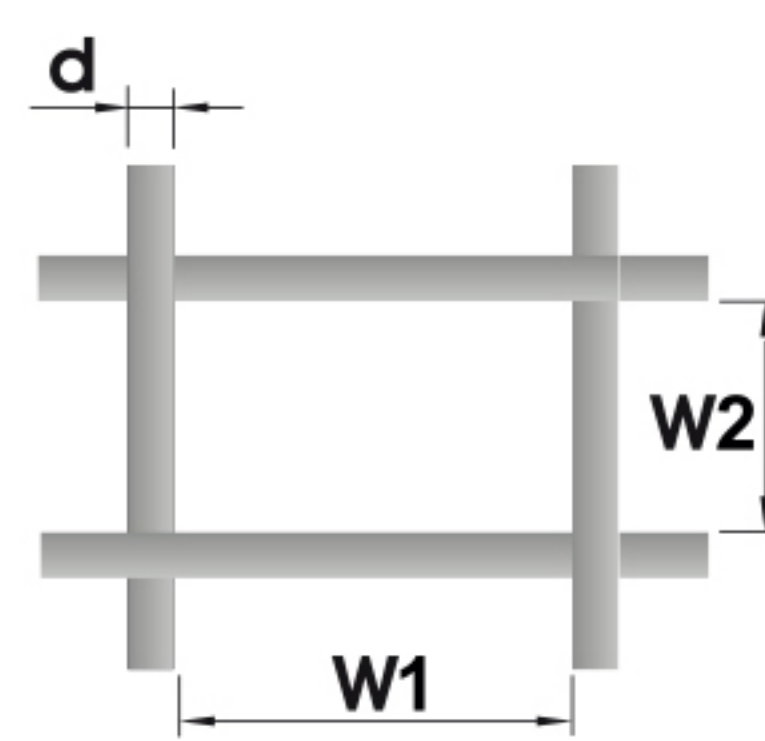
The indispensable data to be provided are:

- **Screen type** (square mesh, rectangular, self-cleaning, etc)
- **material** (high tensile or stainless steel)
- **W**: mesh width
- **d**: wire diameter
- **tensioning direction** (cross or longitudinal)
- **type of hooks and orientation**
- **Spa**: distance between the external tangents to the hooks or
- **Spi**: distance between the internal tangents to the hooks
- **Fl**: screen length
- **GL**: possible overlapping section without edges
- **support positions** (A 1, A2 ... An) for TEXO-REC, TRI, CAR, OND screens

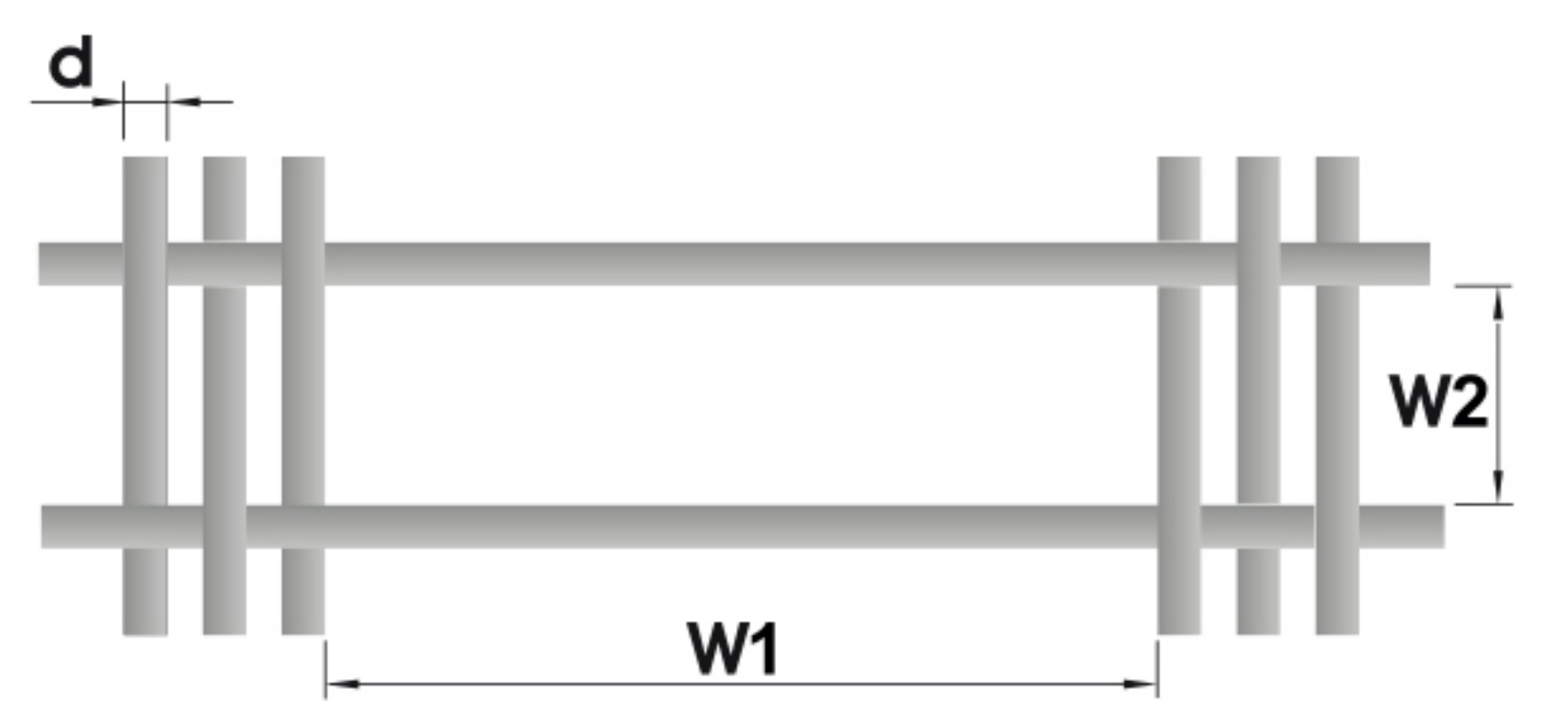
MESH TYPE



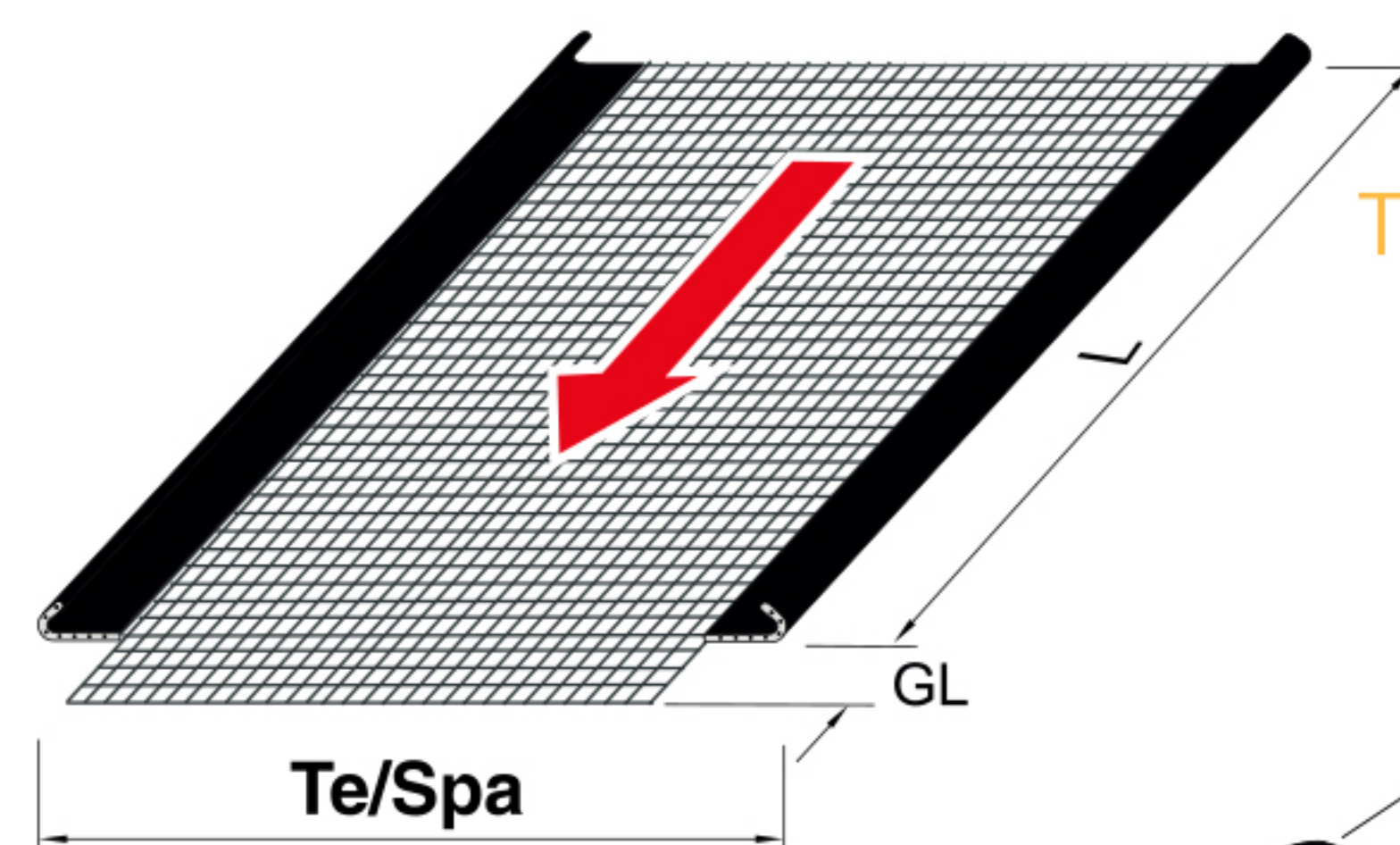
SQUARED



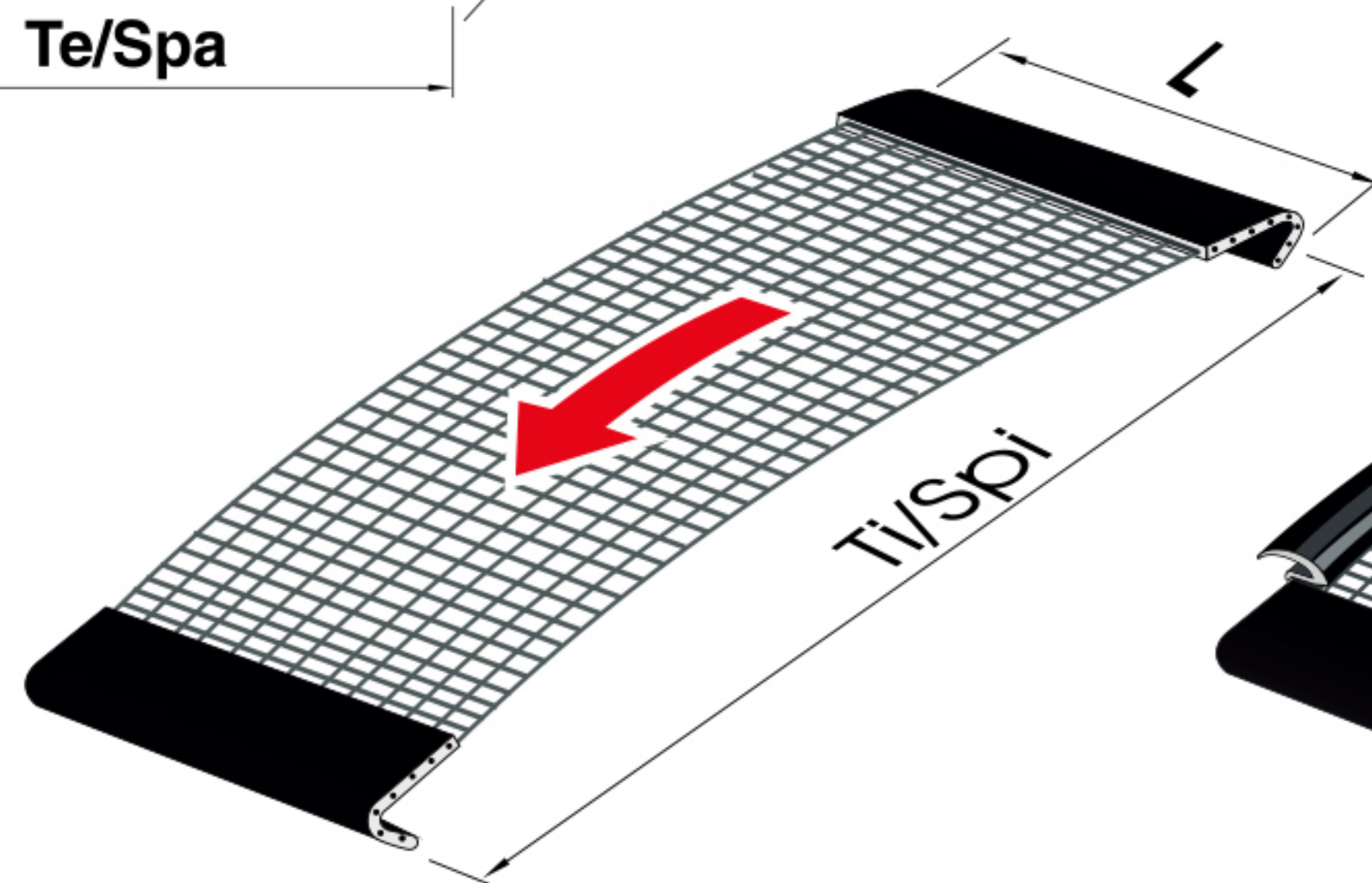
RECTANGULAR



TENSIONING DIRECTION

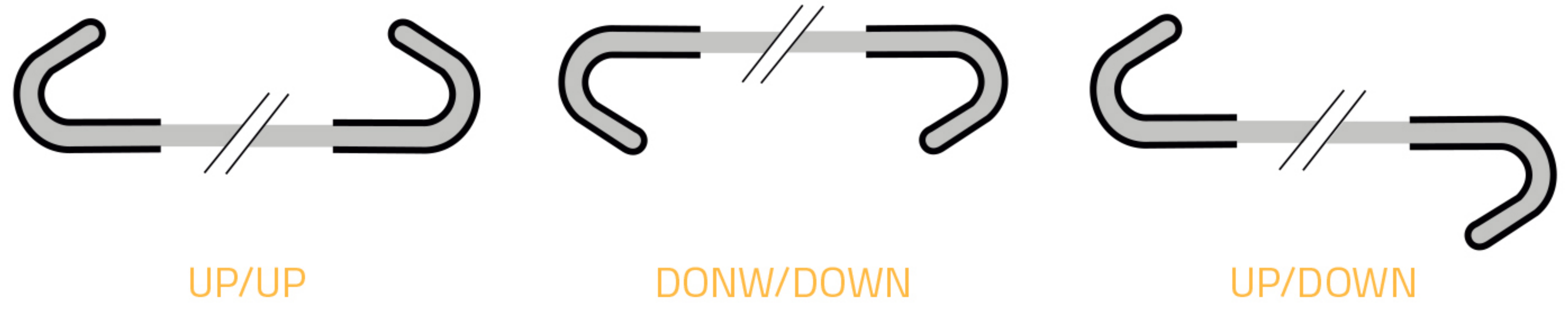


TRASVERSALE / TRANSVERSAL

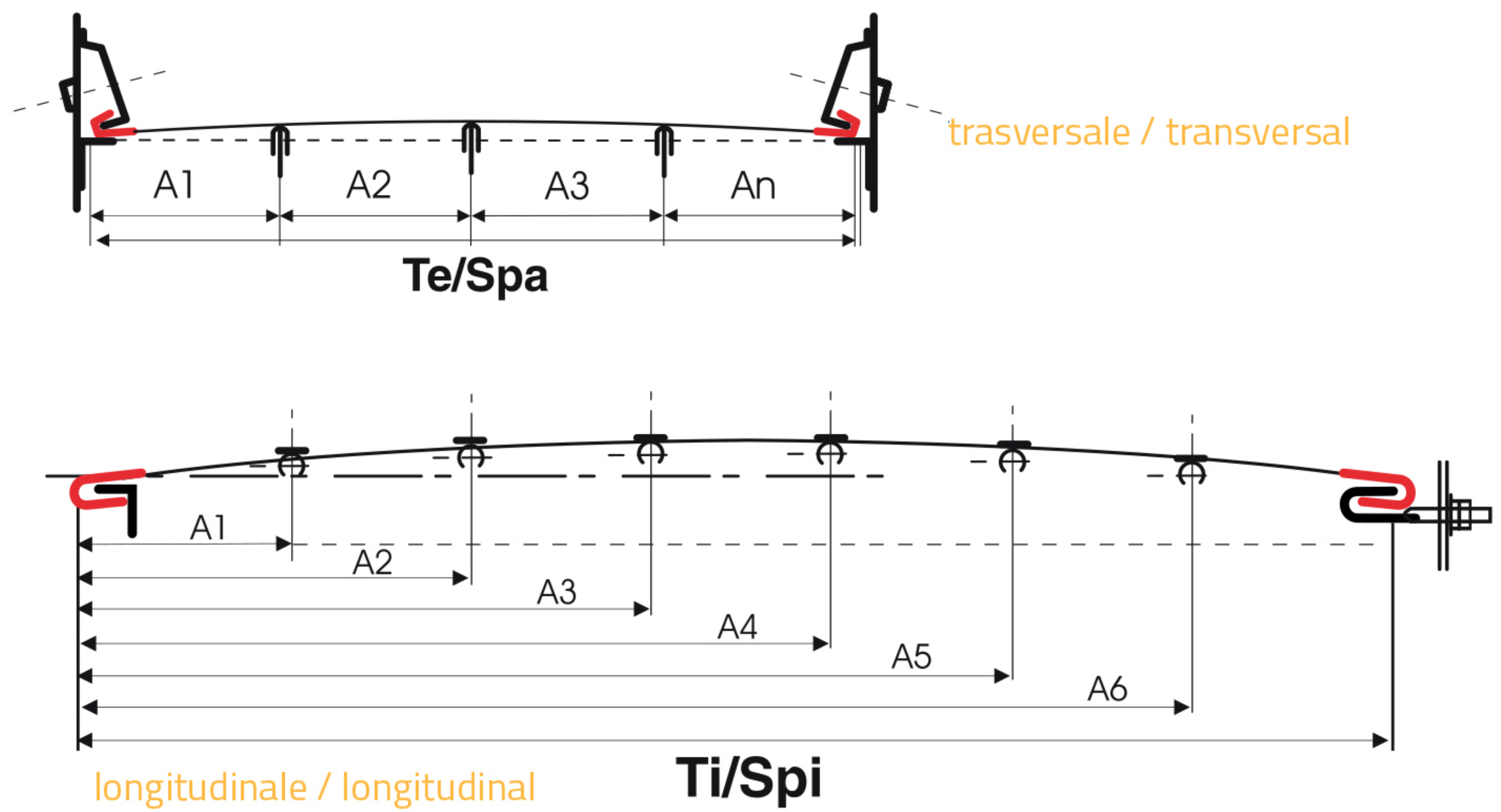


LONGITUDINALE / LONGITUDINAL

HOOK ORIENTATION



TENSIONING AND SUPPORT POSITION



TENSION HOOKS

